



**2013
Edition-
50 pages**

**6 Months Step-by-Step
Guide to make 1000\$ a
Month Blogging**

CONTENTS

Special Thanks	3
How do I make a living off the blog?	6
Earning 1000\$/month? Answer 3 questions first	10
Entrepreneurial Litmus Test	11
Starting Journey: Creating a Blog	14
Step #1 Creating a blog	16
Step #2 Let's Bring Visitors (Traffic-Time)	20
Step #3 Building Email List Simultaneously	23
Step #4 Making 1000\$ off f Your Blog?	33
Adding up all the \$\$\$s figures? What can you expect?	44
Final Words: My Journey.....	47

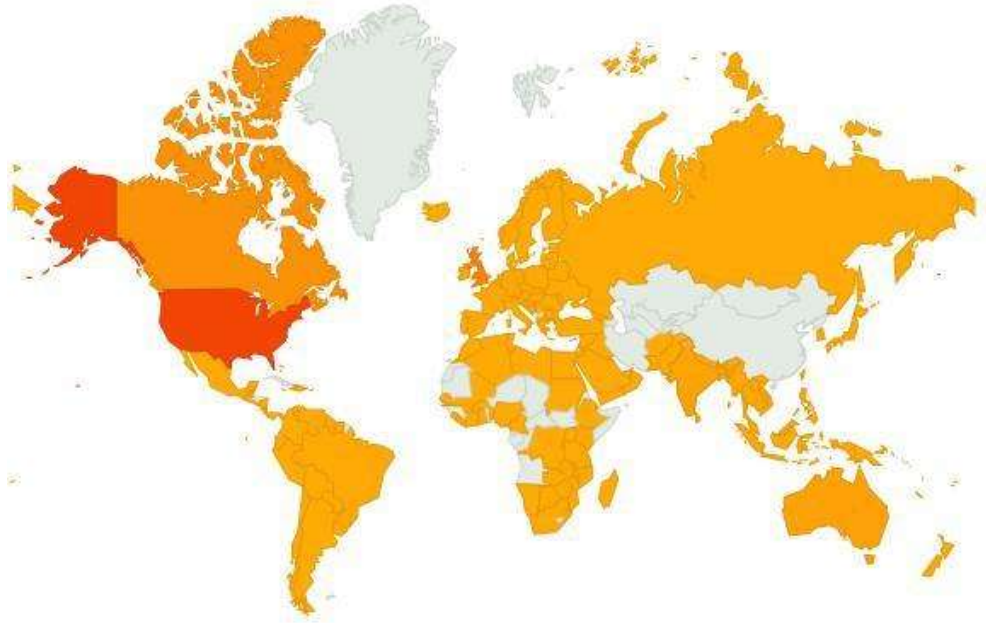
SPECIAL THANKS

Greetings! ☺ I am really excited to launch this long-awaited guide that shall also serve as an experience share with my online blog fellows like you.



THANKS TO MY READERS!

BloggingeHow readership is unique in its own regard when it comes to showing its love. I really don't have words to appreciate the support of readers like you, who have stuck around over the years.



Starting from a hobby, BloggingeHow has turned into an online business for me, something which would not have been possible without you

THANKS TO FAMILY

I can't really disregard the efforts of my family in supporting me throughout this journey while I used to put in 10+ hours while my exams were on - early on in my blogging career.

This wouldn't have been possible without such a wonderful community around me and I am surely short of words here. Love yeah all! Muaah! 😊

THANKS TO THE CO-AUTHORS

My Co-authors, Saad and Asbah were energetic as always in bringing up this long awaited guide for our readers.

Their support in creating quality content for our readers is of immense value to the BloggingeHow brand.

THANKS TO OUR GRAPHIC DESIGNER



Faisal Ahmed, a popular Freelancer who has won the hearts of his clients time and time again, managed to bring up the entire graphics of this very guide and its launching tools.

I am short of words to thank our fellow and dearest friend for helping us out in this aim to bring a substantial guide for our readers that they would always cherish.



HOW DO I MAKE A LIVING OFF THE BLOG?

Before we could actually start off with the very reason why you downloaded this guide - that is to learn and implement (**Step by Step**) the very ways that worked for me (and would surely work for you InshAllah), and to make money (**1000+**) off your blog - I would like to share how I monetize my blog (Bloggingehow.com).



BUYSELLADS.COM (BANNER ADVERTISEMENT)

I Started off monetizing BloggingeHow.com quite a while ago now with the help of **BuySellAds.com** (banner advertisement platform) that connects advertisers with publishers.



You can read more of how it works by reading these blog post that I shared with the readers: [4 Reasons Your Blog Won't Get BuySellAds Approval](#)

CLICKBANK (AFFILIATE SALES)

Clickbank is another decent source for BloggingeHow's income. On the blog we promote products that the readers love to get their hands on. We'll cover more on the topic later on in this guide.




GOOGLE ADSENSE

Adsense is another big contributor in BloggingeHow's income. Though on the current traffic levels, the blog could make much more than what it currently does, but it limited by the niche it lays in.

You may like to read:

- [How to Approve Your Google Adsense Account](#)



PAID REVIEWS

We often write **paid-reviews** for the relevant products that the readers are interested in. So when an advertiser contacts in for a publicity of their product, we make sure that the product is relevant to our niche, and whether the readers would love to check it out or not.



INFOLINKS

Infolinks (In-post links) plays a minute role in the overall revenue of the blog. Though we can't let it go unnoticed 😊



EARNING 1000\$/MONTH? ANSWER 3 QUESTIONS FIRST

One need to realize what it takes to make money via 'Blogging'. It's simple. You need to have a blog, lots of traffic, and an entrepreneur approach that would help you even further in achieving your goal to make 1000\$ a month from your blog while working from home.



I would try to make this eBook as short as I can, so that I can share what ‘exactly’ I did and am doing, to bring all those decent bags in my account, while I sit and enjoy a passive income via the blog.

In order to make **a step-by-step guide**, to help you kick off your blog and to enable it to earn **1000\$ a month**, I have divided this eBook into a month-by-month To-Do list, so that it becomes easy for you to know what’s next for you.

ENTREPRENEURIAL LITMUS TEST

Before we move any further, I would like you to make sure that you aren’t wasting your time reading this eBook. I would request you to honestly answer the following **three questions I jotted down**.

If you miss out on a single one, I would recommend you not to proceed with your idea of blogging, and thus dream of making money with it. These questions shall prove to be a litmus test for you, and will tell you whether you’ve got what it takes to become a blogger, and to earn a decent living in this field.



QUESTION#1

Are you **motivated enough to start a blog**? Or have you just heard from a friend and ‘thought’ about doing so? If you’re NOT sure about it, please quit right here.

QUESTION #2

A

re you an **impatient person**? If yes, please quit. Blogging is NOT for you unfortunately. It requires tonnes of patience and determination.

QUESTION #3

C

an you devote **at least 3 hours to your blog daily** for 6 months? I recommend pre-planning 3 hours daily as different people have different levels of productivity, so for some people, it might take at least 3 hours daily to come up with **creative and quality content**. Hence, set 3 hours as your minimum threshold. And if you don't think you will be able to give enough time to your blog, then maybe, all this effort is just not worth it.



**3
HOURS**



STARTING JOURNEY: CREATING A BLOG

O kay, so you stood firm our test, and passed all the questions that we put forth. Now, I have full confidence that the **call to actions** that I would present in this eBook would prove to be productive, and would actually be outcome oriented.

I am also confident that if you take action today after going through this guide, you can **easily step up your game to a whole new level.**

Before we move any further, I assume that you have thought about a topic to blog on i.e. something you're passionate about, something you would love to write about your entire life and still not get bored.

Bloggging
without passion
is a slap in a face to your readers
either find what you love to write about
or stop publishing a bunch of garbage.

The best strategy would be to realize and balance between a blog topic that is both **interesting to you,**

and is profitable in its own sense. I won't ask people to blog upon something that the advertisers aren't interested in, even if it sparks their personal interest.

After all, the reality is that you wish to monetize your blog later on. So make sure you make a balance between Passion and Scope of Monetization options.

Ok. Ready? Let's GO!



STEP #1

CREATING A BLOG

Time Duration: Approx 1-2 Days to setup

T

o start a blog, you first need to decide upon which **content management system** you wish to use for blogging.

You have 2 options. (Even though there are many CMS out there, I would only be referring the ones that I feel would help you achieve the goal of 1000\$ per month).

Choose between WordPress and Blogger. Whatever you may use here, you need to spend some bugs. In case of Blogger (By Google), you get free hosting service so you only have to buy a domain name for your blog.



On the other hand, if you go with WordPress (**which you should**) you would have to buy a hosting plan

(very cheap with HostGator.com) with a domain name for yourself.

You may like to read a post that I wrote earlier in my blogging career: [12 Solid Reasons Why I Should Have Got A Custom Domain Before](#)

[Get a Cheap Hosting Plan Now \(HostGator.com\)](#)

The screenshot shows the HostGator Web Hosting page with three plans: Hatchling Plan, Baby Plan, and Business Plan. Each plan has a 'Now 20% OFF!' banner. The Hatchling Plan is circled in red. Below the plans, there is a note: '*Price reflects 20% off first invoice'.

Plan	Starting Price (per month)	Features
Hatchling Plan	\$3.96/mo*	Single Domain, UNLIMITED Disk Space, UNLIMITED Bandwidth, Shared SSL Certificate
Baby Plan	\$5.36/mo*	UNLIMITED Domains, UNLIMITED Disk Space, UNLIMITED Bandwidth, Shared SSL Certificate
Business Plan	\$10.36/mo*	UNLIMITED Domains, UNLIMITED Disk Space, UNLIMITED Bandwidth, FREE Private SSL & IP, FREE Toll Free Number

You can get a hosting plan for yourself, normally for a decent traffic. HostGator hatchling plan works well, that is for only 7.16\$ per month if you get it for 6 month advance.

[Get a Cheap Hosting Plan Now \(HostGator.com\)](#)

Once you get hosting for yourself, with a domain name, you need to setup a professional looking template for your blog to brand yourself. People

would recognize you with that unique layout of the blog.

INTERESTING READ: [How To Choose A Professional Looking Template For Your Brand New Blog](#)

Once you're done setting up a professional template for your blog, you can head on to the next step, that



Is, to think of ways to drive traffic to your newly born blog that is ready to take off.

Is your blog ready to make use of the traffic? Wait! NO. You have to set your blog's social media profiles (Facebook, Email subscriptions, Twitter, Google+ etc)

Go through these comprehensive guides that I shared before on the blog:

- [5 DIFFERENT TYPES OF 'CALL TO ACTION' TO](#)

[INCREASE BLOG TRAFFIC](#)

- [7 REASONS WHY YOUR EMAIL SUBSCRIBERS ARE NOT INCREASING](#)

STEP #2 LETS BRING VISITORS (TRAFFIC-TIME)

Time Duration: Approx Time 5 Months

Drawing traffic to your newly built blog is not as hard as you may have read about before. In fact, it's the most fun part when you're actually involved in your blog, and the entire process is passion-driven.



Older methods to drive traffic, like commenting on other popular blogs (to reach out your name), submitting your blog to directories etc. are more of a time wastage now.

I say again, there is no real need to do them folk. Concentrating upon content for your blog (that is posts/articles) 'daily' is far more important than anything.

The traffic we're targeting and wishing to achieve is search engine traffic. We want Google to send you tons of traffic that you can later convert into \$\$\$s.

The more traffic you would have, the higher value your blog would be providing to the advertiser of all types (banner ads, affiliate offers etc).

TRAFFIC FORMULA?

O Kay. Here is what worked for me. Keep posting 2 articles (minimum) daily of around 6-700+ words. Word limit is not an obligation though you need to realize what sort of content your competitors are creating.

If you're in a niche, say cooking recipes, you won't need a 1000 word post to deliver a certain recipe. You could do that in 200 words too.

So search Google for your competitors (search your blog's keywords e.g. cooking recopies and you would get all blogs that are your competitors).

Notice what sort of content they are creating and just **START** doing so too!

YOU MAY LIKE TO READ: [WHAT IS THE PERFECT BLOG POSTING TIMINGS TO DRIVE MAXIMUM TRAFFIC](#)





STEP #3 BUILDING EMAIL LIST SIMULTANEOUSLY

Time Duration: Side-by-Side

S

o once Google starts sending in traffic to your blog via your quality blog posts, you would then have to capture those visitors and turn them into blog

followers.

These followers would be your everlasting traffic for the years to come.



A GOOD READ: [TOP 10 AUTORESPONDER SERVICES TO BUILD YOUR EMAIL LIST FAST!](#)

STRATEGIES TO BUILD A HUGE EMAIL LIST?

Email list is like a contact info of the visitors that your blog gets daily. With the help of an email list, you make sure that the visitors remember your blog in their entire life. *Realize how people search in Google.*

They land on search engine to solve a particular problem. They click on what they feel is the best option. Once they're on that blog/website, they get the answer and then they leave.



No one bothers to keep track of the blog's name, right? So that's where an email list comes in. In order to make an audience of your own, you ask them to leave their emails in response to something you provide for free.

Free, BUT quality products that actually solves their problem.

HOW TO CAPTURE VISITORS EMAILS BEFORE THEY LEAVE?

As we all know that making a successful web page requires a comprehensive span of time, and interminable efforts of the affiliate marketers to attract a feasible figure of traffic on their page.

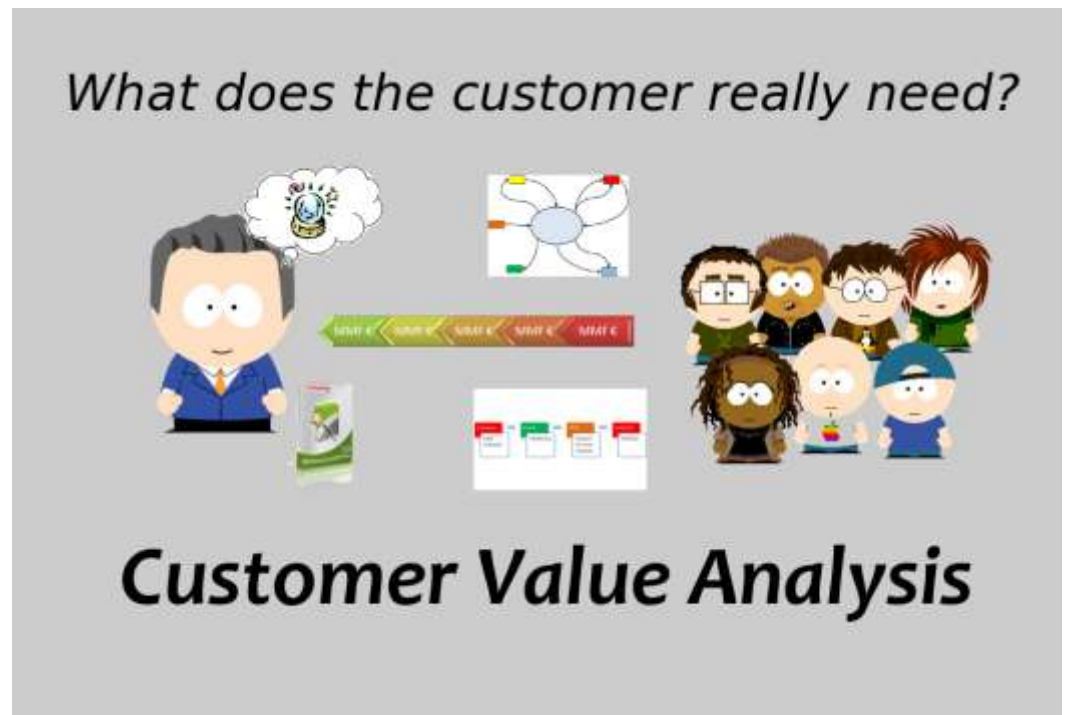
However these efforts seem to be inadequate when visitors walk out of your web page without clicking the Hop Link (Which intends to route traffic through the ClickBank referral tracking system).



Consequently, your payments for the traffic using the PPC (Pay Per Click) advertisement seems to be going down the drain too as the total traffic does not meet the expected value.

So the question that arises is, how can you gain customer value from the visitors who are leaving your blog or web page without demanding any kind of purchase from them on the spot?

First of all, there is a need to understand that every customer who visits your blog carries a value that shall not be wasted. You must not always expect a purchase by them in response to every visit.



A good idea is to establish a decent strategy that shall earn you the visitor's email address, which you can use to re-market to these visitors at a later time.

Visitors usually do not spend enough time on your blog or web page if the content does not seem relevant to them.

In fact according to a study, it was revealed that on average, every visitor leaves the site inside the short span of 8 seconds.

Around 30% of them will provide you with a direct customer value by a sign-up for the newsletter or making a certain purchase.

In case you are not satisfied with the amount of traffic on your blog page, or if the visitors are leaving by your blog without making any desirable sign-ups, here are some techniques that I will recommend you to help gain a better customer value, in an attempt to achieve their email addresses.

POP OVER

P

opOver is like a small covering containing letter sign-ups information which are displayed shortly after the visitor lands on your Blog website.

A good thing about the Popovers is that they remain unaffected by the browser blockers, unlike the case of popup, which tend to cover a significant portion of the display screen.



Popovers are usually not skipped or missed by the visitors as they appear at the top of the screen with desirable length of details and convincing reasons to why they should signup, along with the email address and the name fields.



You should make it evident to the visitors of their advantages gained by making a signup. You can style these Pop-Over's at your convenience with as much

text in it as you want. However, the procedure for making a signup must be comprehensive and smooth without much difficulty.

MY EXPERIENCE/RECOMMENDATION

[Popupdomination](#) is THE only great elegant widget that is used by over 15,000 intelligent bloggers out there on the globe who recognizes the importance of building an email list.

PopUp Domination Is The World's Leading Lightbox Software

We Can't Be Blocked and You Are Guaranteed Awesome Results



You Get Low Opt-In Rates

Your blog is struggling to deliver consistent numbers of subscribers, which leads to low revenue growth.



You Install PopUp Domination

Choose a theme to match your style and configure the options to get it just right for your audience.



Your Email Subscribers Skyrocket

It's that easy, you'll get an instant increase of at least 200% – and if you don't, you get your money back!

[Yes! I want to grab a copy of Popupdomination!](#)

POPUP DOMINATION 3.0

Proven to increase subscribers by over

400%

[**Get Access Now!**](#)

WHY POPUPDOMINATION IS THE BEST SOLUTION TO INCREASE EMAIL-OPTINS THE QUICKEST! AT EVEN 400%!

SIDEBAR SIGNUP

In case you are running your blog through WordPress, an appropriate option will be to use a sidebar widget. Signup form code can be pasted into a standard text/HTML widget.

This shall make your signup form visible on every page of your website, hence increasing the chances of getting a signup from the visitor before he leaves your website.



Why should the visitors give you their email address?

You also need to be well aware of the give and take process.

Start Maximising Your Subscriber List Growth Now

It takes 2-Minutes to set up and we accept all major credit cards and Paypal.

Buy PopUp Domination for only \$77 — Instant Download

Did we mention that you can also try the PopUp Domination [Live Demo](#) before you buy?

It's like a mutual sharing phenomenon. If you want to get their email address, there has to be something that you can return to them in response.

Another idea will be to think what you have of value that can be given back to the visitors. Following list of items shall prove to be an attracting package.

- Free trial membership
- Free eBook
- Free demos/courses

These shall be provided at the visitor's convenience of course and must be relevant to your Blog website. For instance, if your blog focuses primarily on Online Money Making, then you can definitely attract them with a free "Blogging techniques for Beginners" eBook.



Keep in mind the orientation and the main objective of your blog website. You cannot afford to be irrelevant in an attempt to capture the visitor's value.

As mentioned earlier, visitors often leave the website within 8 seconds if it seems irrelevant to them.

So there is no need to get frustrated if you are losing the traffic and customer value for your website.

Apply the above mentioned techniques. They will definitely help you.

STEP #4 MAKING 1000\$ OFF YOUR BLOG?

Time Duration: Continuous

T

he time we all were waiting for! ****Drum Rolls**!**

There are tons of ways you could monetize your blog once you have the traffic.

By the end of 6 months, after posting 2 posts regularly, you can drive approx 30-40k page views per

month. The better the content, the more traffic you would end up with.

The monetization strategies that I'll be sharing are the ones that I went through and that had profitable returns.

[APPLY TO BUYSELLADS.COM](#)

B

uySellAds.com is a banner ads network where publishers are connected with advertisers. You don't need to search for banner advertisers directly.



BuySellAds.com has a great market place where all the blogs in the directory (publishers) are listed. These publishers are categorized into categories according to their niche. (You can choose the categories when you apply).

GOOD READ:

- [4 REASONS YOUR BLOG WONT GET BUYSELLADS APPROVAL](#)
- [HOW TO PRICE YOUR BUYSELLADS BSA ADS? THE FORMULA!](#)

To make the most out of your BuySellAds ad spots, you have to realize which Ad-Spots works the best for the advertisers. You would want to offer such Ad-Spots that get the most page views.

YOU MAY GO THROUGH [TOP 8 SPOTS TO DISPLAY/SHOW BUYSSELLADS BSA AD BANNERS?](#)

APPLY TO GOOGLE ADSENSE.COM

G

oogle AdSense is one of the most popular PPC (Pay-Per-Click) advertisement network by Google. PPC means that each time a person clicks on these sort of ads, you as a publisher get paid according to per click rate. (Every Ad click has its own rates per click and it depends on the niche the blog is in).



Good Read: [Top 20 Highest Paying Google AdSense Keywords Of 2012-Be Rich!](#)

Google AdSense generates great revenue in high traffic conditions. Though you are most likely to make anywhere from 5\$-100\$ per day depending upon your niche.



Do read out these AdSense TOS as in case of violating them, your account might get banned. And once banned, trust me; in most cases, there is NO WAY BACK!

READ OUT: [15 BLUNDERS THAT VIOLATES GOOGLE ADSENSE TOS](#)

APPLY TO FAMOUS REVIEW WEBSITES:

Blog reviews are one of the most profitable ways to generate income for your blog. Though there are a lot of things to restrain from.

Blog reviews are basically paid blog posts that advertisers ask publishers to write to promote their products.



Again, there are some famous marketplaces for blog reviews too mentioned in the post below, where you get review offers by advertisers. In most cases, you can set your rates per review, though in some review marketplaces, your review rates are determined automatically based upon the blog statistics metrics like Alexa.com rank, Google Page rank, Social media followers etc.

FAMOUS GET-PAID-TO-REVIEW WEBSITES: [GET PAID TO WRITE REVIEW WEBSITES FOR BLOGGERS](#)

PROVIDE CONSULTATION

Consultation is another great way to generate decent revenue for your blog. Once people start to trust you as a blogger, and they feel your authority over the niche, plus on the top of that, they mark you as trustworthy; your consultation scheme would blow up.

Make a 'Services, Consultation or Hire Me' page on your blog and list out your services there. Market yourself as best as you can. Note:



DON'T give your rate directly on the services page. :P That's how it goes.

There are various types of consultations that bloggers provide around the world.

For a food recipe blog, one could provide an hour long Skype call consultation on a specific super recipe, or for a clothing style blog, one could give consultation according to the person's physique and body.

Services are basically all about providing a unique/customized value to the person who asks for it.

People often look for cheap blogging consultations as many find it hard to start off their blogs and setup their passive incomes.

This eBook is a free consultation to my readers as a gift 😊

HOW TO GENERATE REVENUE VIA BLOG CONSULTATION?

A

Consultant is a person who knows well about something and helps a company or an individual. Consultancy is not just telling about something. Rather it is to tell about something that will actually work. There are many professions where consultants are needed.

BLOG CONSULTING AND MAKING MONEY

Many people provide the consultation service on the internet. They earn a plenty of money by just sitting at their computer chair. You can also make money by this way. Blogging is an art and everyone doesn't

know well about it. If you are experienced and popular in blogging, you can also become a consultant and add a "Blog Consultation" category in your blog.

BLOG CONSULTATION

There are many things in blogging which are complex for the new people. You can help them to handle such things. Here are a few ideas by which you can help such bloggers:-



CONTENT CONSULTATION

You will have to tell the blogger what he can place in his blog according to his aims. Content is the most important thing in a blog and not every blogger knows well about good content.

You can talk to the blogger and tell him what content will be good for his blog.

MONEY MAKING

Here, you will have to tell the blogger what is the way of making money through a blog. If you earn a lot of money through blogging, you can surely give him some good advises.



TECHNICAL CONSULTATION

Some bloggers are good in choosing the right content, but they don't know how to start their blog. You can

help them in this and give them the idea about some aspects of blogging.

DESIGNING

The design of a blog is very important in attracting audience. Some people lack the sense of design and colors. You can help them in selecting a good theme for their blog. This will help them to attract readers.

ADDING UP ALL THE \$\$\$ FIGURES? WHAT CAN YOU EXPECT?

It's really important to put down the possible expectations here too. Below are the details of what I believe (with my little experience) your earnings would look like at the end of 6 month blogging, with true dedication and consistency.

Though these earnings below can differ largely depending upon the niche, still they would give an idea of what you should expect from your 6 month old blog.





There are tons of other blog monetization techniques that work well for many publishers out there like Yahoo Ads (collaboration with Bing), Direct Advertisement via blog (Pays out much more than via a marketplace as there is no middle man involved).

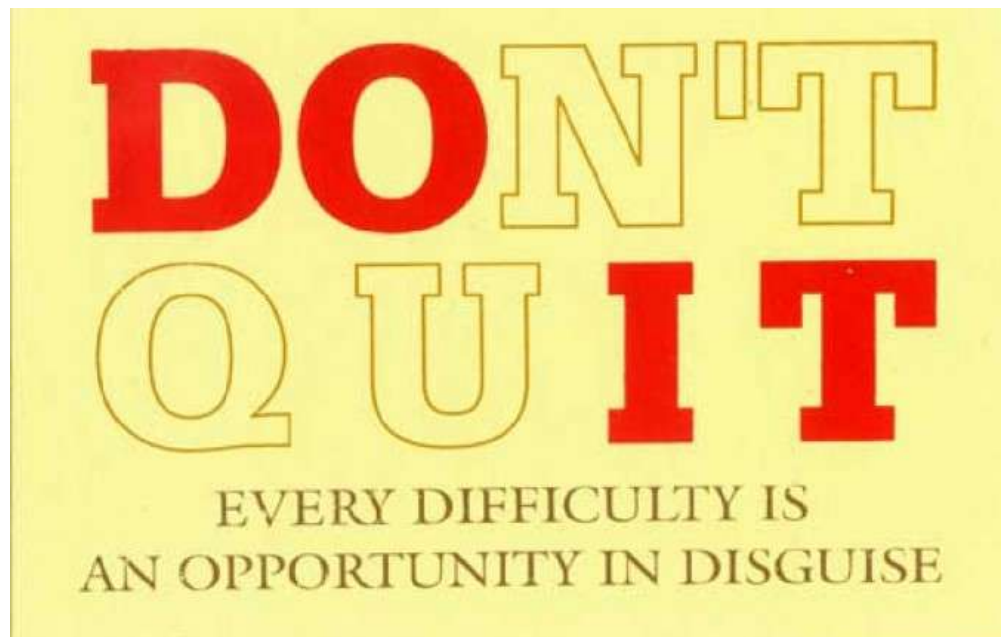
Job boards are also an amazing way people use to make a decent sum out of their blogs. Problogger.net job boards are an amazing example. Though it's hard to attract such advertisers, (promoting job offers), as they require tons of traffic inflow to showcase their job opportunities.

FINAL WORDS: MY JOURNEY

In a nutshell, I experienced that a blog always starts to generate revenue at some point in its life, though the hard work involved and the time that it is achieved it could vary.

Here is a good read: [What It Takes To Make More Money Than Your Parents?](#)

If your posting frequency (number of posts per day) remains consistent throughout 6 months, Trust me, you could achieve all the figures I mentioned so far in the eBook.



You may like to know how *Darren Rowse* of ProBlogger.net become a 'Pro-blogger': [Case Study: 16 Reasons Why 'Darren Rowse' Is A ProBlogger?](#)

I hope the guide was helpful for you to get an overview to target 1000\$ a month with your blog.

Best of luck with your blogging life and I wish that you remain consistent in achieving your goals.

JUST NEVER QUIT! Peace 😊

Winners
NEVER QUIT
AND
Quitters
NEVER WIN
- Vince Lombardi

HONORABLE MENTIONS

This guide, that I always looked forward to since I started BloggingeHow, is dedicated to some of the honorable names here that I couldn't go without mentioning.



Muhammad Mustafa (Founder Mybloggertricks.com)

"Creating a blog and publishing pages online is a job done by everyone today but what counts more is building true respect as an author in the eyes of online community and search engines. Hassam has always been an inspirational writer. He has been a great contributor to our blogs too. I have always appreciated his researched and comprehensive approach towards every topic. His blog and his ebook resources are a must to follow for every novice who wish to become a ninja."



S. Pradeep Kumar (Founder Hellboundbloggers.com)

"BloggingeHow.com is one of the fast growing blogging and technology blogs. I'm really happy to get connected with the owner Hassam Ahmad Awan. Give BloggingeHow a look and you'll browse through the posts for hours"



QASIM ZAIB (Founder TechEclipse.com)

"Bloggingehow was my one source of inspiration that i could easily connect to, unlike other big corporate blogs that, although provided the information, lacked the intimacy a beginner needs in order to get the wheel turning. In that, BeH has proved to be a really useful resource, something you definitely want in your bookmarks bar."



FAISAL AHMED (*Founder SellMyRide.pk*)

“BloggingeHow has always been innovative in producing user friendly blog design and it's surely a great feeling being part of its web design team. Hope this eBook makes its mark in blogosphere”.